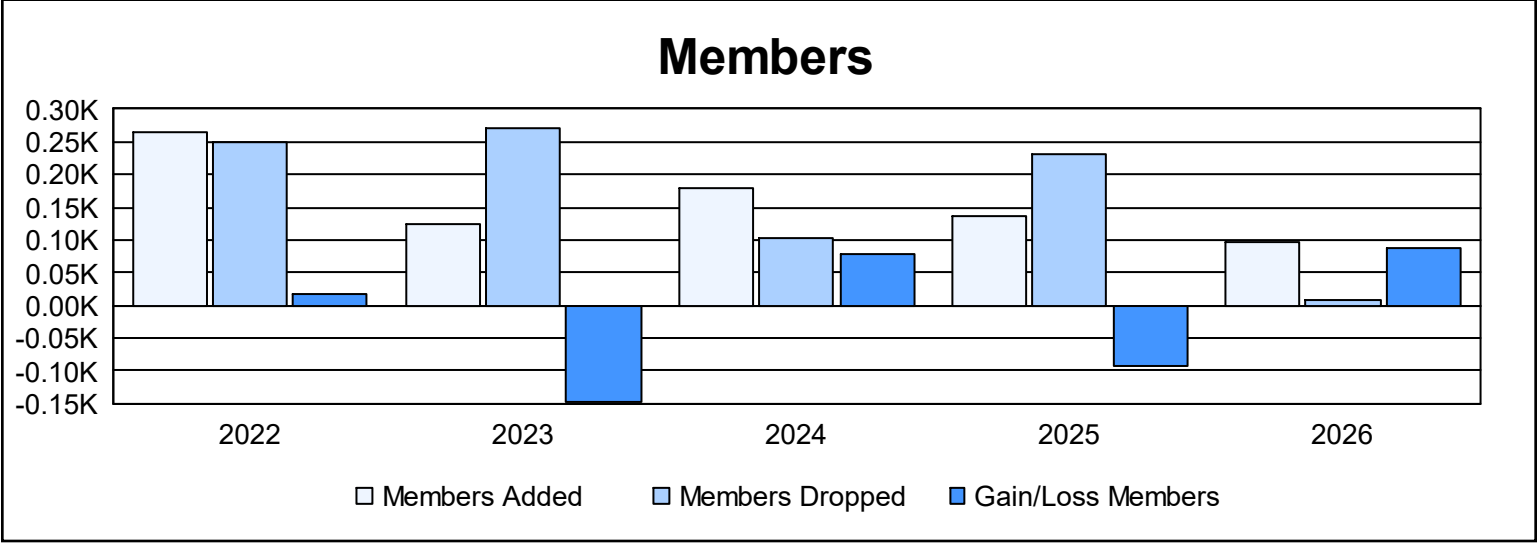
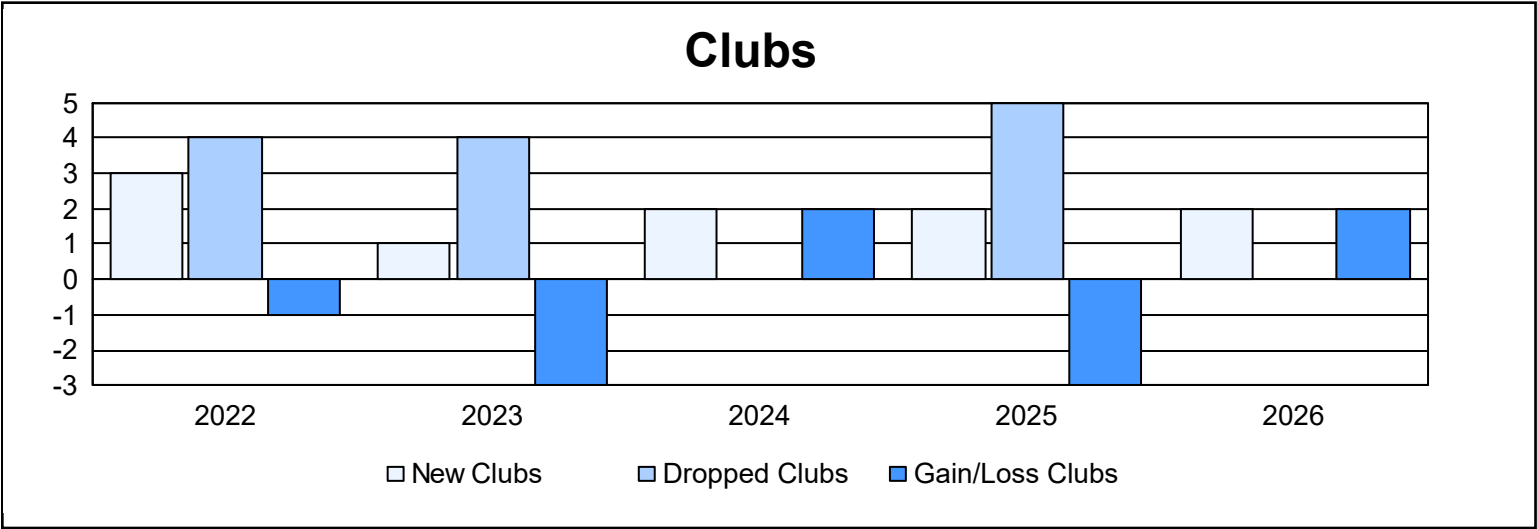
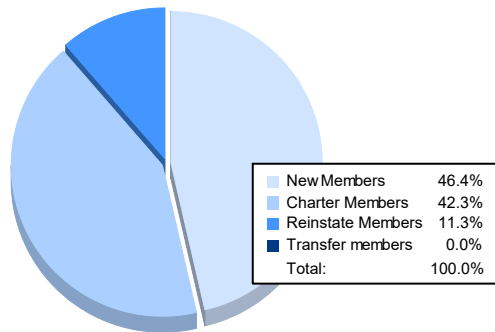


| Year | New Clubs | Dropped Clubs | Gain/ Loss Clubs | New Members | Charter Members | Reinstate Members | Transfer Members | Total Member Added | Total Members Dropped | Gain/ Loss Members |
|-----------|-----------|---------------|------------------|-------------|-----------------|-------------------|------------------|--------------------|-----------------------|--------------------|
| 2021-2022 | 3 | 4 | -1 | 164 | 78 | 21 | 3 | 266 | 248 | 18 |
| 2022-2023 | 1 | 4 | -3 | 89 | 22 | 8 | 6 | 125 | 271 | -146 |
| 2023-2024 | 2 | 0 | 2 | 125 | 48 | 6 | 0 | 179 | 102 | 77 |
| 2024-2025 | 2 | 5 | -3 | 84 | 44 | 7 | 2 | 137 | 230 | -93 |
| 2025-2026 | 2 | 0 | 2 | 45 | 41 | 11 | 0 | 97 | 8 | 89 |
| Average | 2 | 3 | -1 | 101 | 47 | 11 | 2 | 161 | 172 | -11 |



Membership Composition September 2025 Cumulative



Gender Composition September 2025 Cumulative

